

The Understory

Newsletter of the Pinellas Chapter of the Florida Native Plant Society, Inc.

June - July 2011

President's Message By: Alexa Wilcox-Huegel

Sometimes when I get discouraged about the direction our state has taken this last legislative session, I have to remind myself of the story of the girl on the beach who was throwing the beached starfish back into the ocean before they dried out and died. A passerby told her: "Why are you bothering? There are thousands out here. What difference will throwing a few hundred back make?" She smiled up at him kindly, and said: "It makes a difference to this one", as she tossed it back into the sea.

As much as we might want to just close our eyes, wait for the next four years to be over, and hope that things will get better, if we don't DO something they won't! I have to stop and remind myself that giving up isn't an option, as tempting as it is. It is the apathy and lack of participation in our system that has allowed these things to happen. Those who hid their heads in the sand, 'tired' of all that 'political stuff' and constant barrage of 'bad news', now have to live with the results.

Our legislature just voted to eliminate the State Department of Community Affairs (DCA) which helps regulate unwarranted sprawl; they voted to allow themselves to take what basically amounts as bribes from corporations in the so-called name of 'transparency'; they did not provide even a token amount of funding to Florida Forever, which basically means it is no longer 'forever'; and they moved forward on a number of other issues detrimental to the environmental health of our state.

"Do what?" you might ask. We need to LISTEN and THINK for ourselves. Write. Talk. Blog. Call. E-mail your Congressmen about EVERYTHING! Yes, it is harder. Yes, it takes time. Yes, we should be able to trust the ones we elected, but we CAN'T! They have proven that. It is up to us as an ecologically minded community

President's Message

| | |
|--------------------------------------|------|
| by Alexa Wilcox-Huegel | p. 1 |
| Citizen Scientist Workshop | p. 2 |
| Thank You | p. 2 |
| Meetings & Field Trips | p. 3 |
| St. John's-worts for the Landscape | |
| by Craig Huegel. | p. 4 |
| Composting | |
| by Brian Pelc | p. 6 |
| April Field Trip: Brooker Creek | |
| Preserve by Craig Huegel | p. 8 |
| Chapter Directory | p. 9 |
| Off the Beaten Path Hikes | |
| by Barb Hoffman | p. 9 |
| Pinellas Chapter contacts | p.10 |

to help them see the facts and not just look at the dollars. There are some things more valuable than money, (or at least worth the money it takes to protect them, in terms of the long term effect) and we have to help them understand that. Now that they can get as much money as they want from the BIG money folks, they might not listen to us 'little guys' as much. BUT, they still need our votes! Since the average election (local/state) only has a voter turnout of around 25%, those of us who DO vote will count even more. Numbers count! We have to stand together and take a stand. If the environmental community doesn't take a proactive stand, there may not be much environment left to protect. I may be talking to the choir here, but we all need to sing louder.

Alexa

Citizen Scientist Workshop: Sponsored by Nature's Notebook. Project of the USA-NPS, and IFAS, University of Florida.

Instructors: George Kish, U.S. Geological Survey, and Mary Campbell, UF Extension

WHAT: A free training to engage volunteers in the collection of local ecological information and an introduction to Nature's Notebook, a project of the USA National Phenology Network (NPN). Phenology is the study of periodic plant and animal life cycle events and how these are influenced by seasonal and inter-annual variations in climate. Workshop is free, but you must register as space is limited. (See below)

WHEN: Saturday, June 18th, 2011. 9:00 am – 12:00 noon

WHERE: Pinellas County Cooperative Extension- 12520 Ulmerton Rd, Largo; Meeting room

WHO? Anyone interested in the topic; Volunteers, Members of: Native Plant Society, Audubon Society, NABA, Master Naturalists, Master Gardeners, Florida Botanical Gardens, Sustainable Floridians; members of local "Friends" of local parks and/or state parks, refuges.

WHY? This information will assist resource managers, scientists and local decision-makers about issues related to the topic.

Register Online: www.pinellascountyextension.org. Look for the "Online Registration" button
Or call Mary Campbell @ 727-582-2101

You are welcome to bring your laptop or IPAD to the workshop. Wireless connectivity is available.

Thank you's for Plant Sale Helpers

A huge thank you to all who helped in our Spring Plant sale!!

Wilcox Nursery staff: Bruce, Tiffany, Hilary, Ed, Jonathan, Dusty and Benjamin

Our FNPS Plant Sale committee: Tiffany Custer, Mary Ann Beekman, Andy Karpinski, Alexa Huegel; and Mary Sanders for publicity

Speakers: Bruce Turley, Craig Huegel, Pat Edmonds, Anamarie Rivera

Volunteers: Barb Stauffer, Belinda & Cheyenne Lambert, Brinda Chalik, Cathy France, Cathy Quindiagan, Cindy Smith, Ellen Clayton, Ellen Raaba, Frank & Linda Brandt, Ginny Nelson, Janie Bridges, Jane William, Joyce Linna, John & Monica Pinnell, Katy Roberts, Mary Lou Albrecht, Wilma Holly.

(And thanks to anyone else who helped..... even if we did not get your name on the sign-in sheet.)

And Thanks to Our Refreshment Volunteers!

Mary Ann Beekman, and Ginny Nelson for coordinating our Volunteers, and helpers Mrs. & Miss Heideman
January & February: Ginny Nelson, Jan Allyn, Mary Ann Beekman

March: Ginny Nelson & Mary Lou Albrecht

April: Janie Bridges, Ellen Clayton, Mary Ann Beekman

May: Sue McCormack & Amy Dyson

June: Todd Logan & Jean Flegel

Welcome New Members!

Bob & Maryalice Lester, Marcia Lork, Stephanie Martis, Kathy Schaedel, Linda Schneider

Chapter Calendar

June Program: Wednesday, June 1, 7:00 pm
Pinellas County Extension, 12520 Ulmerton Rd, Largo.
Speaker: **George R. Kish**, Project Manager for the USA Phenology Network, hydrologist with the US Geological Survey, and PhD candidate at USF, Department of Geography.
Topic: Phenology – A Tool for Science, Education, and Resource Management in a Changing Environment.

Phenology is the study of the timing of life cycle events in plants and animals – such things as migration, mating, and flowering in plants. Besides being important in itself, it can provide clues to understanding biological responses to environmental change, climate change, and urbanization. Through his research interests in plant biodiversity and urbanization, George has been working to better understand if changes in phenology have been occurring and how such changes might predict the future ecology of Florida's plants and wildlife. The USA National Phenology Network (NPN) is a consortium of individuals and organizations that collect, share, and use phenology data, models and related information. George will provide an overview of climate change concepts, plant and wildlife phenology, discuss the USA-NPN online program – Nature's Notebook, and provide opportunities for citizen science participation in phenology observations. Come prepared to better understand the changing world that now surrounds us.

June Field Trip: Saturday, June 4
You must sign up for all Field Trips — see info below.
Location: Wall Springs County Park, 3725 De Soto Blvd., Palm Harbor, FL 34683
Time: Meet at the Park (map below) at 9:00 a.m.
<http://www.pinellascounty.org/park/maps/color/amenities/WALLSPRINGS.pdf>sign. Meet inside the Park, in the main parking lot, near the bathrooms.
Description: Wall Springs is a diverse and interesting park, with a long history back to the 50's, when it was privately owned and used as a spa/swimming resort. Pinellas County began acquiring the Wall Springs property in 1988, with the initial purchase of approximately 63 acres which included the spring and surrounding area. The property now incorporates several interesting habitats, including flatwoods, coastal and sandhill, and includes some unique plant species .



Debbie Chayet, will co-lead the field trip with Craig Huegel , and take us to the new Coastal acquisition of the Park that is not yet open to the general public. Come join us for a beautiful day and get to know more about this beautiful park that has been preserved.

Sign-up / Information: Anyone is welcome, but we do ask that you register for the hike. You can email Alexa at Floridagirl776@gmail.com, call 727-422-4792, sign up at our June 1st meeting, or sign up through the Pinellas Facebook website <http://www.facebook.com/group.php?gid=169636432570&ref=ts>

July Program: Wednesday, July 6, 7:00 pm
Pinellas County Extension, 12520 Ulmerton Rd, Largo.
Speaker: Debbie Chayet- Grants Specialist, Pinellas County Extension
Topic: Upland Invasive Exotic Plants: Beauty or the Beast?

Learn the plants that can wreck havoc with our environment. You may find that what appears pretty is actually a wicked witch in disguise. Join us as Debbie Chayet, of Pinellas County Parks and Conservation Resources, shares her many years of experience as liaison with the Upland Invasive Plant Program, and teaches us why some plants are not good for our yards or the environment.

July Field Trip: Saturday July 9
Annual Kayak/Canoe Trip: Silver River
Carpool from Pinellas: Meet at 6:45am -Perkins Pancake House, Gulf to Bay. We will leave promptly at 7:00.
Meet at Site: 9:30 am. Directions will be given when you call for your Kayak Reservation at Adventure Outpost.

IMPORTANT! You must rent/reserve your kayak or canoe prior to the trip through Adventure Outpost. You may bring your own boat, but must make arrangements through the outfitters for transport to the site. Call 385-454-0611. Cost: \$35.00 per person, or \$25.00/boat portage fee with your own boat. (continued, page 7)

St. John's-worts for the Home Landscape


By: Craig Huegel

St. John's-worts (*Hypericum* spp.) are yellow-flowering, stoloniferous or upright herbs indigenous to Europe as well as much of North America. Thirty one (31) separate species have been described in Florida. A few are rare endemics and a few are limited to only a few counties in north Florida, but a large number are fairly commonly distributed in much of the state.

The common name comes from its traditional flowering and harvesting on St John's Day, 24 June. The genus name *Hypericum* is derived from the Greek words hyper (above) and eikon (picture), in reference to the traditional use of the plant to ward off evil, by hanging plants over a religious icon in the house during St John's Day. Plants in this genus have been used medicinally for a great many centuries. Even today, much attention has been focused on it for various uses, though the species most studied is the European *Hypericum perforatum* – not species native to Florida. St John's wort is widely known as an herbal treatment for depression. In some countries, such as Germany, it is commonly prescribed for mild depression, especially in children and adolescents. A constituent chemical, hyperforin, may be useful for treatment of alcoholism, although dosage, safety and efficacy have not been studied. Hyperforin has also been found to have antibacterial properties against gram-negative bacteria, although dosage, safety and efficacy has not been studied. Regardless of their medicinal value, St. John's-worts are attractive wildflowers and many make excellent additions to the home landscape. In this article, I will not cover those that require wet to saturated soils to survive. Species such as sandweed (*H. fasciculatum*) and myrtle-leaved St. John's-wort (*H. myrtifolium*) make excellent additions to the edge of a pond or a wetland garden. What I will cover in this article are the species

better adapted to typical landscape conditions. If you wish to read more about them, I have posted entries on many of these wetland *Hypericums* in my wildflower blog: <http://hawthornhillwildflowers.blogspot.com/>.

Sandweed
H. fasciculatum



St. Andrew's-cross (*Hypericum hypericoides*)

St. Andrew's cross occurs statewide and throughout much of the eastern U.S., though it is endangered in New York and Massachusetts. It is an upland and wetland species, and can be found nearly anywhere, except at either extreme of moisture or drought. St. Andrew's-cross is a lanky evergreen woody shrub. It may eventually reach a height of 5-6 feet, but it remains fairly narrow even at maturity. The bark is reddish and peels off the main stem in thin threads.

This is not the most beautiful foliage plant, but well-grown specimens are attractive. The leaves are simple and linear with a blue-green cast. Flowering occurs from late spring into the fall. Each is a lemon yellow and comprised of 4 petals arranged like an "x" instead of equidistant from each other. Flowers occur across the top of the plants, not in distinct clusters, like many other species.

St. Andrew's-cross has been extremely easy in our landscape. It is one of the few St. John's-worts we have grown that has spread throughout our garden by seed. And, it is one of the most drought-tolerant wildflowers we have. Use it as a screen or in the background of a mixed wildflower planting. I like it best when used in clusters of 3-5. Just give it plenty of room as it will grow quickly to its mature size.

Scrub St. John's-wort (*Hypericum tenuifolium*; fka *H. reductum*)


Until recently, this species was known as *H. reductum*, but taxonomic rules have determined that its correct name is *H. tenuifolium*; meaning narrow-leaved. As its common name describes, it is resident to sunny well-drained sites – primarily scrub and sandhill. This habitat occurs throughout Florida and this St. John's-wort does too. It is confined to the Deep South, however, and is found only from Alabama to the Carolinas.



St. Andrew's-cross
H. hypericoides

Scrub St. John's-wort is widely propagated because it is an exceptionally beautiful species. Mature specimens remain about 12-18 inches in height and about that wide across. The foliage is deep green, needle-like, and quite shiny while the five-petal flowers are canary yellow in color. These occur most profusely in May and June and can cover the tips of the many branches.

Because of its form and stature, scrub St. John's-wort can make a wonderful addition to a mixed wildflower planting. Use it in the mid-section of the garden or along walkways or paths. Cluster it in groups of 3-5 plants, no closer than 18 inches apart. But despite its many wonderful traits, I have not found this species to be as adaptable or as long lived as some. Over the years, I have rarely had individual plants survive longer than about 3 years. But, this may be the result of my soil more than anything else. Scrub St. John's-wort, will adapt to typical landscape sand, but it seems to eventually languish if the sands are not coarse grained and well-drained.



Four-petal St. John's-wort (*Hypericum tetrapetalum*)

As its common and Latin names reveal, this species has flowers with four petals. This primarily wetland species is common throughout Florida in a wide variety of wetland edge and moist pineland settings, but is largely confined to Florida. It is fairly rare in Georgia and occurs there only in some southeastern counties.

Four-petal St. John's-wort is a rather lanky, uneven, evergreen shrub that may reach about 3 feet tall at maturity.

Its thin main stem is reddish brown and numerous side branches arise from it – all ascending and forming a fairly narrow aspect to the plant. The foliage is blue-green and the opposite leaves are broadly ovate and clasp the stem. Flowering occurs from late spring until fall. The petals normally are light yellow and each is equidistant from the others.

Although this species tends to occur naturally in moist habitats, it has good drought tolerance. Our plants have lived for years without any supplemental irrigation and it has spread on occasion by self-sown seed. I enjoy its simplicity, but it is best used as an accent or in small masses near the back half of the planting bed. If you add it to a relatively dry site, give it some protection from full sun.

(July Field Trip, continued. from p. 3)

The seven-mile run of the Silver River from the outflow of the big spring to a confluence with the Ocklawaha River is one of the most beautiful stretches of wilderness river in Florida. At a flow rate of about 3 miles per hour, the Silver River provides a breathtaking scenic experience for those in canoes or kayaks. Motorboats are allowed on the river but are strictly limited to “no wake” speed.

The headwaters start at Silver Spring, the world's largest natural artesian spring, producing 550 million gallons of water/day. The paddle upstream can be a bit strenuous, but worth the effort. 7 miles downstream the Silver River meets the tea-colored Ocklawaha River. Spending the day on Silver River will reveal why the Silver Springs attraction bills itself as “Nature's Theme Park”. Beside the subtropical landscape, the river is famous for its abundant wildlife. Anhingas, ducks, egrets, herons, ibis', hawks, limpkins and kingfishers are some of the many birds that inhabit the area.

Fish species are well represented by bluegill, sunfish, bass and prehistoric-looking longnose gar. If you have never seen one, gars are cylindrical fish up to four feet in length with long snouts and very sharp teeth. Reptiles are a plenty too. Turtles and alligators can easily be spotted sunning themselves while lizards and snakes present more of a challenge. This will be the first time our Chapter has kayaked this famous and beautiful waterway. We hope you will experience it with us in July.

Below are photos of other Hypericum species native to Florida.



H. hypericum cistifolium



H. myrtifolium



H. frondosum



H. nudiflorum

My Experiences with Composting

By: Brian Pelc

I recently started a kitchen scrap compost bin outside my garage. It's nothing special... actually it's a kitty litter bin and it sits unassumingly next to the A/C blower. After a bit of web searching on different composting techniques, I settled on vermiculture as the most efficient method of moving my sink-bound waste to garden gold. Given that my compost bin was pretty empty, I knew I had some time to get a hold of the squiggles before vile, moldy peels and shells and whatnot came overflowing from under the lid. But weeks and weeks have passed and the truth is, I've really stalled on bringing worms into my environment. See, I've run into European worms before and the experience left me both fascinated and deeply worried about the wicked problem of exotic species and local ecology.

Most people don't know that an expanse of North America from Minnesota to Rhode Island has no native earthworms. That's because the series of glacial events that formed the land, soil and much of the ecology of the North, also annihilated any native worms present. In the past 15,000 years, worms never managed to make it back north and the mostly forested ecosystems of the north evolved in the absence of these "ecosystem engineers." The big problems probably started in the last 80-100 years.

Lets rewind and cover some of the biology of worms. These invertebrates come in many shapes and sizes and can live in different layers of the soil and dead leaf matter that litters forest floors. Making holes that move both air and water throughout the soil profile, worms also digest and breakdown organic matter with nearly unparalleled efficiency. Worm's stomach processes can be very important in making nutrients available to growing plants, as well as creating a rich soil medium for other invertebrate and microscopic animals. Here's the catch... like many other native-exotic relationships, ecosystems that evolved without earthworms have developed other means of accomplishing the same thing. Indeed, some of these characteristics are so closely linked to the ecosystem that the introduction of European and Asian worms has completely undermined the foundations, the defining plant communities, and could irreversibly eliminate some habitats completely.

(Continued page 5)

It is widely believed that earthworms were first introduced to the northern regions of North America as accidental hitchhikers on plants and building materials. As immigrants settled in small towns and on homesteads as far west as the Dakotas, the worms immediately had a welcome place as garden tenders and fish bait. In fact, it's doubtful anyone realized that the worms were the same as across the pond. In their homelands, the new settlers knew the power of these soft-bodied creatures to increase garden yields and put fish on the table. However, they surely didn't realize that the area hadn't known these soil engineers for eons, and the process of broad leaf forest regeneration would be so devastated by their introduction.

The North American broad leaf forests, stretching in a band from central Minnesota to North East shores of the Atlantic Ocean, are dominated by various deciduous trees. In the west, Maple and Basswood covered the area with some Hickory and Oaks mixed in for good measure. These were wet, relatively warm forests with a thick layer of duff, or half decomposed leaf matter, acting like a sponge 1-3 inches thick. Species like Basswood (*Tilia americana*) rely on the duff for regeneration, as their soft, small berries quickly shrivel and dry out on mineral soil. Duff is also home to a whole ecosystem of decomposers like fungi, insects and microbes. That is until the new neighbors moved in.

As mentioned previously, European and Asian earthworms are tremendous consumers of soil and leaf matter. Additionally, these novel habitats that the worms were unintentionally introduced to had evolved a system of regeneration and decomposition that didn't require these robust engineers. The outcome isn't hard to predict... although it was a very long time before researchers figured out the mechanism. Maple Basswood forests had been in decline in the North for decades with little understanding of why. Some thought the deer, which are both very overpopulated and prodigious consumers of tree saplings, were a clear culprit. Meanwhile, others thought climate change

might be making the forests dry out faster. However, under a hikers foot, the evidence is clear. As one walks in a straight line starting at the lakeshore of a popular fishing hole and moving into the forest, they will invariably cross a distinct invasion front. A line evidenced by the ground changing from hard, mostly mineral soil, to soft, spongy duff. Additionally, across the line, the forest will be regenerating, with 1-2 year old Maple and Basswood saplings mixed in with understory herbaceous vegetation.

So how bad is it? Well, in populated areas of the Lake States, Maple-Basswood forests are nearly devoid of saplings. While the adults will live decades longer, local environmentalists view them as museum pieces. There is no cure for worm invasion, and only limited success in stopping new invasions every day. Both the Minnesota and Wisconsin DNR's are campaigning to educate fishing enthusiasts about the effects of dumping their bait, but fishing traditions die hard. In the less populated areas of Northern Wisconsin, the invasion fronts are smaller and more spread apart. The worms only travel about 1 meter per year, and spread mostly by reproducing new worms, which look for new territory. So, there's time to come up with a solution, but little optimism about the details.



Non-native red worms are excellent at turning leaf litter into soil.

So how does this relate to my Pinellas County compost bin? As environmentalists, we look to novel and progressive ideas to reduce our impact on the planet. But novel ideas, like novel species, can often have unexpected consequences. Perhaps the best approach is to try things on a small scale for a good, long time before "going global." Also, those of us who learn about the environment and ecology of the planet have in our minds a million little pearls of wisdom, narratives ranging from fish stuck in 6-pack holders to DDT-poisoned Eagles' nests. We've learned a lot in the past 2 decades, which has resulted an eco-consciousness. For me this is an inner voice that says "hold-on, lets think this through a bit." So will I introduce worms into my backyard? Maybe you can see why I've hesitated.

April Field Trip – Brooker Creek Preserve

By: Craig Huegel

Fifteen of us met up at the main parking lot of Brooker Creek Preserve, off Keystone Rd in Tarpon Springs on Saturday April 9 to explore portions of Pinellas County's largest natural area. At more than 8,000 acres in the far northeastern corner of the County, Brooker Creek Preserve includes xeric uplands, mesic pinelands, and many examples of freshwater wetlands. Our itinerary was to walk the boardwalk and public hiking trail from the Education Center and then veer off of that to look at some interesting uplands along the Hillsborough County line not generally open to the public.

The boardwalk from the Center quickly crosses the main channel of Brooker Creek itself. This riparian wetland is quite beautiful and includes wonderful examples of bald cypress, black gum, red maple, Florida elm, and dahoon holly – as dominant species in the canopy. We saw large swamp dogwood and Virginia willow in the mid-canopy, but my favorites were the herbaceous understory plants – especially the extensive colonies of cinnamon fern and the green spoonflower (*Peltandra virginica*).

Once over the Creek, the boardwalk soon gives way to a dirt path and this quickly rises in elevation to more xeric habitats before coming to the trail crossroads. Here, we walked through a variety of oaks – both xeric and hydric, as well as Carolina holly (*Ilex ambigua*) and many blueberry species. We took the straight ahead trail that skirts the edge between a well-managed xeric pine flatwoods and a xeric oak hammock. April is not a key month for flowering plants, but we enjoyed the diversity of plants nonetheless. Gopher tortoise burrows were evident and we noticed the many grasses and forbs that constitute their diet in this system. We also saw a wide variety of blueberry family plants; blueberries, huckleberries, lyonias and tarflower.

With permission, we left this trail and headed east through denser pine flatwoods, across the Florida Power powerline and into a turkey oak sandhill; just

west of the County line. This open oak forest included a small pygmy rattlesnake, plenty of wildlife tracks, and some interesting plants. As we encountered the powerline crossing of Brooker Creek, we headed west again to the bird blind on the Creek's shore and then the trail that eventually took us back to the parking area. But, before splitting up, most of us enjoyed lunch together at the picnic tables under the shelter.

Brooker Creek Preserve's trails are now open every day from sunrise to sunset. It is worth repeated visits throughout the year. Bring your camera and binoculars because you never know what you might see.

*** The Friends of Brooker Creek Preserve have put together a 4-hike series to some of the best places in Brooker Creek Preserve – all places not open to the public and quite special. There is a fee for each hike and a reduced fee for the series. Three hikes remain and the next one, to a large cypress swamp, is scheduled for Sunday, June 26. For more information or to register, please email the Friends at fobcp@tampabay.rr.com.

Cinnamon fern, flatwoods, FNPS visitors in a duck blind.



Photos by Craig Huegel





*Hypericum
brachyphyllum*

Chapter Directory

- Jan Allyn
jallyn@tampabay.rr.com 399-1022
- Mary Ann Beekman
mbeekman@aol.com
- Debbie Chayet
dchayet@verizon.net
- Dr. Craig Huegel
Huegelc55@aol.com 422-6583
- Marie Hughes
521-1261
- Mary Jackson
maryjack99@aol.com 542-1138
- Ginny Nelson
Grn22srm6@yahoo.com 953-9782
- Cindy Peacock
rpeacock5@tampabay.rr.com 787-4031
- Cathy Quindiagan
CQuindiaga@aol.com 327-7573
- Mary Sanders
Mary.sanders1@verizon.net 667-2600
- Bruce Turley
wnursery@tampabay.rr.com 595-2073
- Cathy Vogelsong
cathybirdsong@tampabay.rr.com 518-1026
- Alexa Wilcox-Huegel
alexa776@tampabay.rr.com 422-4792
- Jane Williams 447-7394
Jwilli56@tampabay.rr.com 447-7394

Off the Beaten Path Hike Series at Brooker Creek Preserve! By Barbara Hoffman, Chairman, Friends of Brooker Creek Preserve

Please join us for our nature-based fundraising hike series, *Off the Beaten Path!* This series of four hikes will take place in beautiful areas tucked away within Brooker Creek Preserve – areas that are closed to the public. We are lucky to have as our guide, Dr. Craig Huegel, who can identify everything – from the tiniest moss to the tallest tree and everything in between including animal prints, bird calls, lichens, and more. He is full of stories and very patient in answering questions. Every time I hike with Dr. Huegel, I come away with lots of good information and a time well enjoyed. You can count on me being there for these adventures *off the beaten path!*

\$80/series, \$25/each (10% discount for members of Friends of Brooker Creek Preserve)

March 27 – Sandhills – The only true sandhills of Brooker Creek Preserve. This site is in the northern end of the preserve and will feature an abundance of spring wildflowers.

June 26 - Cypress Swamp – Located in the central part of the preserve, this site features orchids, ferns, and epiphytes. Plan to get wet, really wet, as we plunge into the depths of the swamp!

Sept. 25 - Pine Flatwoods Catesby's Lily Site – Located in the eastern part of the preserve, this site features the threatened Catesby's Lily in full bloom along with a profusion of other fall wildflowers.

Jan. 22, 2012 - Anclote Spur – this site was once part of the preserve but is now a preserve in itself. We will start in Brooker Creek Preserve, then traverse from woodlands into saltmarsh to a secluded spot along the beautiful Anclote River.

Hikes will be 3-4 hours long and begin at 9:00 a.m. – bring water and lunch. Reserve your spot by emailing fobcp@tampabay.rr.com followed with payment by check. Sign up early! Only 20 spots are open for these fabulous hikes *off the beaten path!*

Contacts

Officers:

President: Alexa Wilcox-Huegel
Vice-President: Mary Jackson
Secretary: Jan Allyn
Treasurer: Jane Williams
Chapter Representative: Debbie Chayet
Past President: Bill Bilodeau

Board of Directors Members-at-Large:

Board of Directors: Mary Ann Beekman, Frank Brandt,
Tiffany Custer, Andrew Karpinski, Ginny Nelson

2010 Committee Chairs/ Coordinators:


Advocacy /Conservation: Ginny Nelson
ALP Representative: Bill Bilodeau
Displays: Marie Hughes
Subcommittee-Scholarships: Cindy Peacock
Field Trips: Dr. Craig Huegel
Grant Writer: Debbie Chayet
Chapter Grants: vacant

Hospitality Coordinator: Mary Ann Beekman
Membership: Cathy Quindiagan
Newsletter Editor: Dr. Craig Huegel
Co-editor/ Publisher/ Artist: Cathy Vogelsong
Programs/ Special Events: Alexa Wilcox-Huegel
Publicity: vacant
Sales/Merchandise: Jane Williams & Jan Allyn
Volunteer Coordinator: Mary Ann Beekman
Speakers Bureau: Mary Jackson
Web Master/Pinellas News: Jan Allyn

Interim Committees:

Budget Committee: Jane Williams
Plants Sales: Tiffany Custer
Landscape Tour :Mary Jackson & Michael Stallings
December Conservation Celebration: Cindy Peacock


See Directory of phone numbers
and e-mail addresses on page 9



P.O. Box 1661
Pinellas Park, FL 33780-1661

Pinellas Chapter web address:
<http://pinellas.fnpschapters.org>

FNPS Bulletin Board
<http://fnps.org/phpBB>



A copy of the official registration and financial information may be obtained from the Florida Division of Consumer Services by calling toll-free within the state (800-435-7352, reg. no. CH4271). Registration does not imply endorsement, approval or recommendation by the state. (FDACS/DPI Cert. #47222877). Original artwork by Cathy Vogelsong.